


Black Jade^{Flow} series

Double Glass BiFacial N-Type TOPCon Solar Module


495~520W

Model: UL-***M-108DDGN

Maximum Efficiency: **23.38%**



Polyurethane Frame
The color can be customized



Widely Applied To Various Scenarios

It has a wide range of applicable scenarios. Its excellent salt spray resistance and chemical corrosion resistance make it more suitable for offshore and chemical plants, Such as highly corrosive environments



No PID-s

The module frame does not need to be grounded, No PID-s influence



Lower LCOE

No grounding required, low frame cost, Lower BOS costs



Longer Term Reliability

Passed the IEC63209-1:2021 standard test (With testing standards 2 to 3 times stricter than regular IEC requirements)



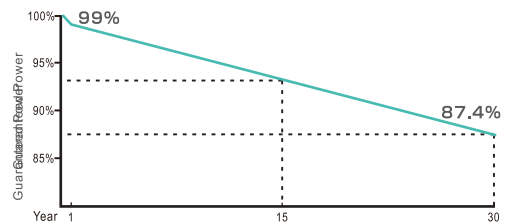
Outstanding Mechanical load Resistance

2mm+2mm front and back sides tempered glass, sturdy and durable, resistant to hail impact, with a snow load of 5400Pa and a wind load of 2400Pa



Bifacial Mono Module

Capable of generating power at back side, 80±5% efficiency of the front side



15 Year Product Warranty **1%** Power Degradation In The First Year

30 Year Linear Power Warranty **0.4%** Linear Power Degradation

IEC 61215, IEC 61730

ISO 9001: 2015(Quality management systems)

ISO 14001: 2015 (Environmental management systems)

ISO45001: 2018 (Occupational health and safety)

UNI 9177 Fire Test: Class 1



CEC Listed



Add: No.238, Yunlin Middle Road, Gulin Town Haishu District, Ningbo, China PC

TEL: +86-574-28828999

Email: sales@ulsolar.com.cn

ELECTRICAL SPECIFICATIONS

Module Type	UL-495M-108DDGN		UL-500M-108DDGN		UL-505M-108DDGN		UL-510M-108DDGN		UL-515M-108DDGN		UL-520M-108DDGN		
	STC*	NOCT*	STC*	NOCT*	STC*	NOCT*	STC*	NOCT*	STC*	NOCT*	STC*	NOCT*	
Maximum Power(Pmax)	W	495	375	500	379	505	383	510	386	515	390	520	394
Maximum Power Voltage(Vmp)	V	33.02	30.38	33.17	30.52	33.32	30.65	33.47	30.79	33.57	30.88	33.67	30.98
Maximum Power Current(Imp)	A	14.99	12.35	15.08	12.42	15.16	12.48	15.24	12.55	15.34	12.64	15.44	12.72
Open-circuit Current(Voc)	V	39.67	36.10	39.83	36.25	39.99	36.39	40.16	36.55	40.22	36.60	40.26	36.64
Short-circuit Current(Isc)	A	15.90	12.83	15.96	12.87	16.02	12.92	16.08	12.97	16.12	13.00	16.16	13.04
Module Efficiency STC	%	22.26		22.48		22.71		22.93		23.16		23.38	

*STC: Cell temperature: 25°C, Irradiance: 1000W/m², Air mass: 1.5G, Power measurement tolerance: ±3%
 *NOCT: Air temperature: 20°C, Irradiance: 1000W/m², Air mass: 1.5G, Wind speed: 1m/s

OPERATING PARAMETERS

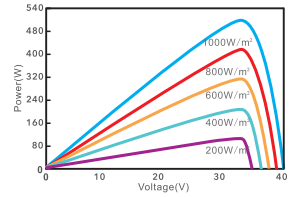
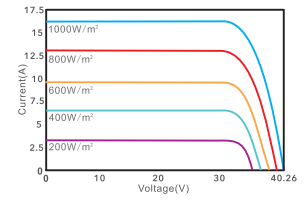
Operating Temperature	-40°C~85°C
Maximum system voltage	DC1500V(IEC)
Maximum series fuse rating	30A
Nominal operating cell temperature	43±2°C
Power tolerance	0~+5Watt

TEMPERATURE RATINGS

Temperature coefficients of Pmax	-0.29%/°C
Temperature coefficients of Voc	-0.25%/°C
Temperature coefficients of Isc	0.046%/°C

I-V CURVE

I-V characteristics at different irradiances (reference to 520 W)

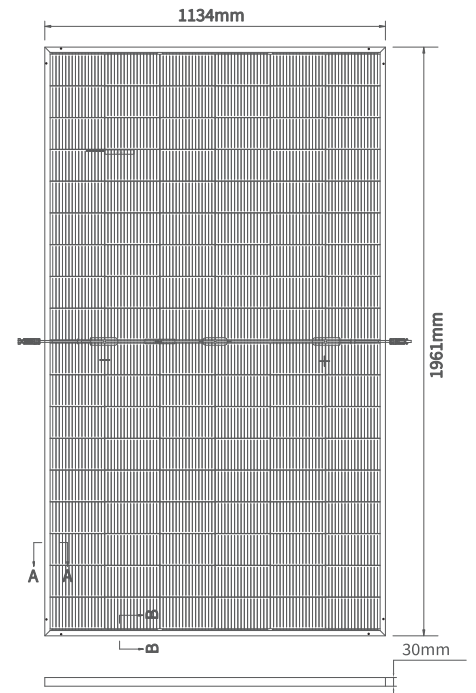


REAR SIDE POWER GAIN(REFERENCE TO 520W FRONT SIDE)

	520	546	572	598	624	650	676
Pmax/W	520	546	572	598	624	650	676
Pmax gain	0%	5%	10%	15%	20%	25%	30%
Voc/V	40.26	40.26	40.26	40.26	40.26	40.26	40.26
Isc/A	16.16	16.97	17.78	18.58	19.39	20.20	21.01
Vmp/V	33.67	33.67	33.67	33.67	33.67	33.67	33.67
Imp/A	15.44	16.21	16.98	17.76	18.53	19.30	20.07

SPECIFICATIONS

Cell Type	N-type TOPCon Mono Half Cell	
No. of cells	108(6×9×2)	
Dimensions	1961*1134*30mm	
Weight	27.0kg	
Front Glass	2.0mm, Anti-Reflection Coating, High Transmission, Low Iron, Tempered Glass	
Back Glass	2.0mm, High Transmission, Low Iron, Tempered Glass	
Frame	Polyurethane Frame(Black)	
Junction Box	IP68, 3 diodes	
Connector	MC4 Compatible: PV-UL608 or others _____	Original: MC4-EVO2
Cable Length (Including Connector)	4mm² Short Cable: (+)400/(-)200mm or Long Cable: (+)1200/(-)1200mm or Customized Length _____	



PACKAGING INFORMATION



37 Pcs/Pallet



74 Pcs/Stack



Length: 1975mm



Width: 1140mm



Height: 2550mm



Weight: 2066kg/Stack



12 Stack/40HQ
888Pcs/40HQ



A-A



B-B

Length: ±2mm
Width: ±2mm
Height: ±1mm
Row Pitch: ±2mm



Specifications included in this datasheet are subject to change without notice.

Ulica Solar reserves the right of final interpretation.

Version number: FH-UL-1961-108DDGNTH-30-EN-V1.0